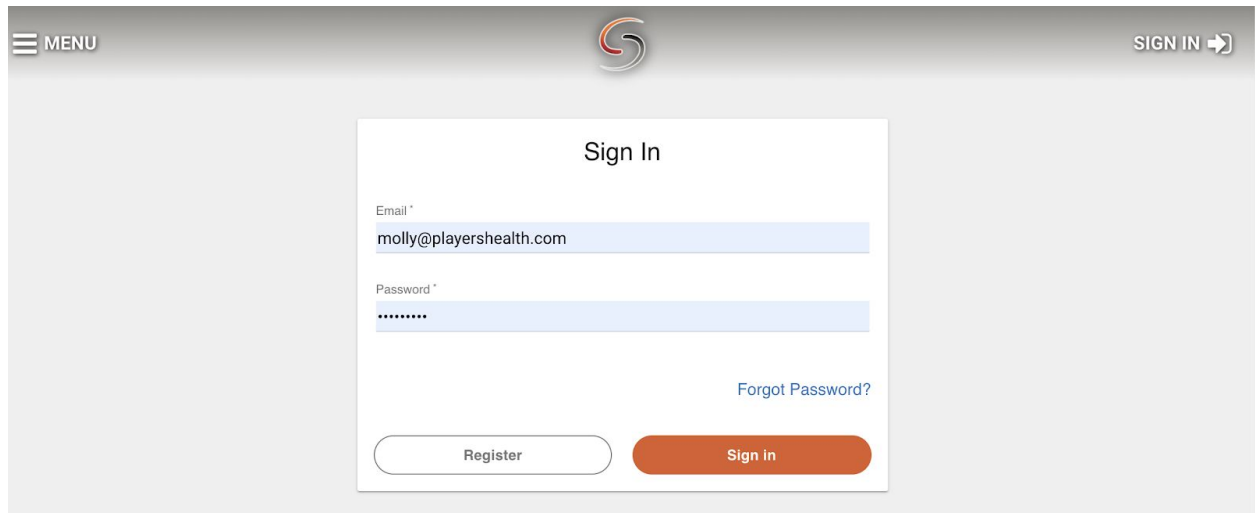



Log into <https://safesport.org/>



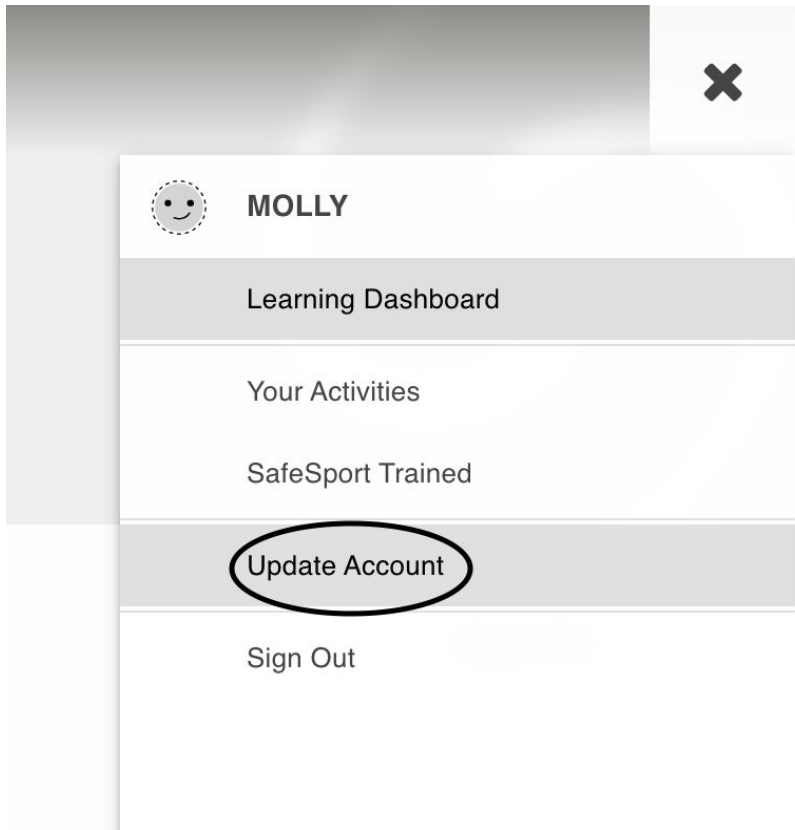
The screenshot shows the 'Sign In' page of the Safesport.org website. At the top left is a 'MENU' button with a hamburger icon. In the center is the Safesport logo. At the top right is a 'SIGN IN' button with a right-pointing arrow. The main content is a white 'Sign In' form with two input fields: 'Email *' containing 'molly@playershealth.com' and 'Password *' with masked characters. Below the password field is a 'Forgot Password?' link. At the bottom of the form are two buttons: 'Register' and 'Sign In'.

Click on the profile image in the upper right hand corner of the screen



The screenshot shows the user profile page for Molly McCort. At the top left is a 'MENU' button. In the center is the Safesport logo. On the left is a profile card for Molly McCort, featuring a smiley face icon, her name, and email addresses 'molly@playershealth.com' and 'msmccort'. On the right is a large, faint Safesport logo with a small profile icon in the top right corner, which has an arrow pointing to it. Below the profile card is the text 'Learning Activities - Recent' and a 'View All' link.

Navigate to “Update Account”



Update password and “Save”

A screenshot of the 'Update' account form. At the top left is a user icon and the word 'Update'. To the right are two tabs: 'Account' (active) and 'Profile'. The form contains three input fields: 'First Name *' with 'Molly', 'Last Name *' with 'McCort', and 'Email *' with 'molly@playershealth.com' (circled in black). Below these is a 'Change Password' button. At the bottom right are 'Cancel' and 'Save' buttons, with an arrow pointing to the 'Save' button.

****Note:** In rare situations, the SafeSport system prompts an error when trying to update. If you encounter this, please reach out to SafeSport Technical Support via the menu in the upper right hand corner.